



Description

EN Recessed wall luminaire in aluminium in a simple, minimalist design; surface anodised and powder coated in dark grey or black; partially printed safety glass, fixed with stainless steel screws; reflector in matt anodised aluminium with asymmetric radiation characteristic; energy-efficient LEDs with very good colour rendering; binning initial ≤ 3 MacAdam; available in the light colour 3000 K; CRI ≥ 80 ; min. 80% of the luminous flux after 50 000 hours; degree of protection IP 65, with pressure compensation valve; PC I; shock resistance IK 08; ambient temperatures from -20°C to $+50^{\circ}\text{C}$; separate luminaire wiring compartment, suitable for through wiring

ES Lámpara empotrable de pared de aluminio en diseño sencillo, reducido; superficie anodizada y con recubrimiento de polvo gris oscuro o negro; cristal seguridad parcialmente grabado, fijado con tornillos acero inoxidable; Reflector de aluminio puro anodizado mate con característica de proyección asimétrica; LEDS de alta eficiencia que proporcionan una alta reproducción cromática; binning inicial ≤ 3 MacAdam; disponible en 3000 K; CRI ≥ 80 ; mín. 80% de flujo luminoso después de 50.000 horas de vida útil; tipo protección IP 65, con válvula compensación presión; CP I; resistencia al impacto IK 08; temperatura ambiente de -20°C a $+50^{\circ}\text{C}$; espacio de conexión de lámpara separado, apropiado para cableado pasante

STREAMCUT

wall recessed

Quickinfo

3000 K
CRI ≥ 80
L80 @ 50 000h
up to 293lm
non DIM
IK 08, IP 65

Type



Colours



Light distribution



Order options

IP RATING

IP65

COLOUR TEMPERATURE

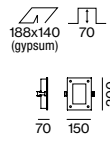
3000K

CONTROL

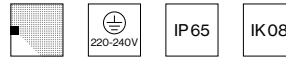
non DIM

MATERIAL COLOUR

dark grey D
 black 8



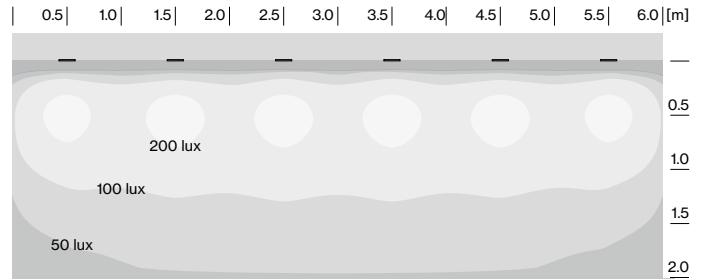
STREAMCUT wall



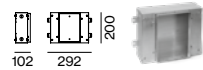
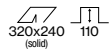
IP65 ASYMMETRIC

SYSTEM POWER 8.4 W **COLOUR TEMP.** 3000K **LUMINOUS FLUX** 293lm **ORDER CODE** 0 8 8 - 2 8 3 1 5 1

Illumination example



STREAMCUT wall (8.4 W, 6 luminaires)
 wall mounting height from bottom: 0.8 m / distance between luminaires: 1.0 m



Accessory

MOUNTING HOUSING FOR CONCRETE AND SOLID WALLS

TYPE concrete / solid walls **L-W-H (mm)** 290-100-200 **ORDER CODE** 0 8 8 - 2 8 9 1 1 1 0