



TUBO 60

surface / suspended

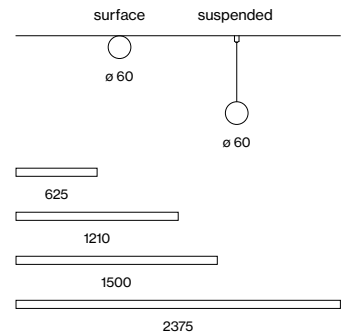
EN Supporting profile in extruded aluminium; end cap in aluminium; surface powder coated; suitable for wall or ceiling mounting (TUBO 60 surface); surface mounted or suspended luminaire with cable suspension; height adjustment without tools; with feeder cable; light control via high-quality lens system for maximum, homogeneous illumination; completely homogeneously illuminated, cylindrical HPO (High Performance Opal) cover; energy-efficient LEDs with very good colour rendering

FR Profilé portant en profil extrudé en aluminium ; couvercle final en aluminium ; surface thermolaquée ; convient au montage mur ou plafond (TUBO 60 surface) ; luminaire en saillie ou suspendu avec câble de suspension ; réglage en hauteur sans outil ; conduit d'alimentation inclus ; conduction de la lumière par optique à lentille pour un éclairage max. et homogène ; diffuseur HPO (High Performance Opal) cylindrique à éclairage entièrement homogène ; LED économes en énergie à restitution de couleur élevée

Quickinfo

3000 K, 4000 K
CRI ≥ 80, 3 SDCM
up to 114 lm/W
L90 @ 50 000 h
DALI-2
opal

Types



Colours




Light distributions



driver integrated



system solution (p. 952)



uniform illumination

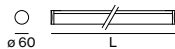
Order options

COLOUR TEMPERATURE	☐☐
3000K	5
4000K	6

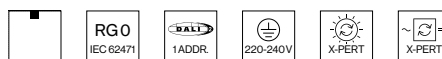
CONTROL	
DALI-2	

MATERIAL COLOUR	☑
○ pure white RAL 9010	7
● jet black RAL 9005	8

LIGHT OPTIC COVER	
opal	

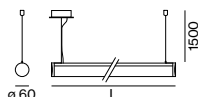


TUBO 60 surface

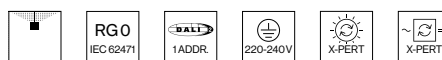


LUMINAIRE

SYS. POWER	COLOUR TEMP.	LUM. FLUX	L (mm)	ORDER CODE
16.5 W	3000K	1780lm	625	0 5 8 - 3 1 1 2 :: 3 ☑ O
	4000K	1880lm		
33 W	3000K	3560lm	1210	0 5 8 - 3 1 1 4 :: 3 ☑ O
	4000K	3760lm		
37 W	3000K	4130lm	1500	0 5 8 - 3 1 1 5 :: 3 ☑ O
	4000K	4290lm		
66 W	3000K	7110lm	2375	0 5 8 - 3 1 1 8 :: 3 ☑ O
	4000K	7530lm		



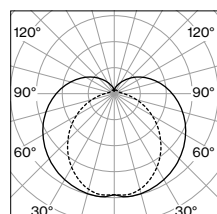
TUBO 60 suspended



LUMINAIRE

SYS. POWER	COLOUR TEMP.	LUM. FLUX	L (mm)	ORDER CODE
16.5 W	3000K	1780lm	625	0 5 8 - 3 2 1 2 :: 3 ☑ O
	4000K	1880lm		
33 W	3000K	3560lm	1210	0 5 8 - 3 2 1 4 :: 3 ☑ O
	4000K	3760lm		
37 W	3000K	4130lm	1500	0 5 8 - 3 2 1 5 :: 3 ☑ O
	4000K	4290lm		
66 W	3000K	7110lm	2375	0 5 8 - 3 2 1 8 :: 3 ☑ O
	4000K	7530lm		

Light distribution



opal
direct

LUMINOUS FLUX value calculated for
CRI ≥ 80, colour white, cover opal